


COVID-19 By the Numbers

FEMA Region 1



Funding

Emergency protective measures

Connecticut
\$28.6 million

Maine
\$10.7 million

Massachusetts
\$64.6 million

New Hampshire
\$17.7 million

Rhode Island
\$22.4 million

Vermont
\$10.0 million

2,843

Deployed Personnel

DoD

0

Title 32 National Guard activated


2,640

FEMA

188

HHS

15



3

Alternate Care Facilities

750

Hospital Beds

Critical Supplies Delivered

793,304



face shields

2.9 million



surgical masks

731,212



coveralls

5.2 million



gloves

7.7 million



cloth masks

2.9 million



N95 respirators

451,133



gowns

850




ventilators

Numbers as of 6/05/2020



COVID-19 By the Numbers

FEMA Region 2



Funding

Emergency protective measures

New Jersey
\$437.6 million

U.S. Virgin Islands
\$16.0 million

New York
\$1.1 billion

Puerto Rico
\$46.2 million

4,623

Deployed Personnel

DoD

0

Title 32 National Guard activated


4,358

FEMA

229

HHS

36



14

Alternate Care Facilities

6,809

Hospital Beds

Critical Supplies Delivered

1.6 million



face shields

5.0 million



surgical masks

2.0 million



coveralls

16.5 million



gloves

39.7 million



cloth masks

13.6 million



N95 respirators

516,125



gowns

6,120



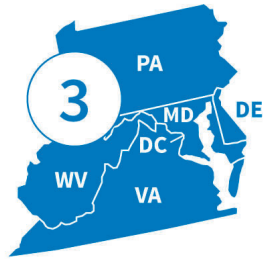
ventilators

Numbers as of 6/05/2020



COVID-19 By the Numbers

FEMA Region 3



Funding

Emergency protective measures

Washington D.C.
\$56.8 million

Virginia
\$166.5 million

Maryland
\$54.7 million

Delaware
\$5.1 million

Pennsylvania
\$74.6 million

West Virginia
\$11.8 million

3,733

Deployed Personnel

DoD

60

Title 32 National Guard activated


3,391

FEMA

191

HHS

91



7

Alternate Care Facilities

1,449

Hospital Beds

Critical Supplies Delivered

1.1 million



face shields

3.2 million



surgical masks

363,844



coveralls

5.2 million



gloves

37.5 million



cloth masks

9.5 million



N95 respirators

482,210



gowns

720




ventilators

Numbers as of 6/05/2020



COVID-19 By the Numbers

FEMA Region 4



Funding

Emergency protective measures

Alabama
\$28.0 million

Kentucky
\$17.4 million

Florida
\$366.4 million

North Carolina
\$25.6 million

Georgia
\$95.9 million

South Carolina
\$69.5 million

Tennessee
\$127.9 million

Mississippi
\$22.5 million

5,077

Deployed Personnel

DoD

0

Title 32 National Guard activated


4,854

FEMA

195

HHS

28



4

Alternate Care Facilities

1,168

Hospital Beds

Critical Supplies Delivered

1.0 million



face shields

4.9 million



surgical masks

160,792



coveralls

6.6 million



gloves

47.6 million



cloth masks

10.3 million



N95 respirators

874,201



gowns

350



ventilators

Numbers as of 6/05/2020



FEMA

COVID-19 By the Numbers

FEMA Region 5



Funding

Emergency protective measures

Illinois
\$235.7 million

Ohio
\$46.3 million

Indiana
\$40.9 million

Wisconsin
\$58.3 million

Michigan
\$225.0 million

Minnesota
\$6.2 million

4,845

Deployed Personnel

DoD

0

Title 32 National Guard activated


4,665

FEMA

161

HHS

19



11

Alternate Care Facilities

7,159

Hospital Beds

Critical Supplies Delivered

1.4 million



face shields

4.5 million



surgical masks

496,205



coveralls

16.2 million



gloves

28.5 million



cloth masks

21.8 million



N95 respirators

654,119



gowns

1,430



ventilators

Numbers as of 6/05/2020



COVID-19 By the Numbers

FEMA Region 6



Funding

Emergency protective measures

Arkansas
\$1.4 million

Louisiana
\$150.7 million

New Mexico
\$26.5 million

Texas
\$517.6 million

Oklahoma
\$19.8 million

4,342

Deployed Personnel

DoD

0

Title 32 National Guard activated


4,164

FEMA

162

HHS

16



8

Alternate Care Facilities

1,433

Hospital Beds

Critical Supplies Delivered

730,682



face shields

3.9 million



surgical masks

119,518



coveralls

4.9 million



gloves

20.8 million



cloth masks

5.1 million



N95 respirators

688,758



gowns

360




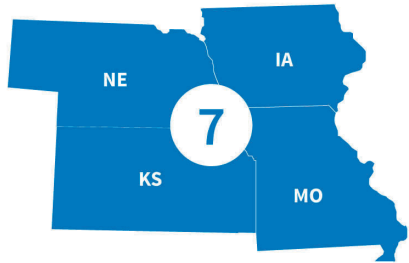
ventilators

Numbers as of 6/05/2020



COVID-19 By the Numbers

FEMA Region 7



Funding

Emergency protective measures

Iowa
\$150.9 million

Missouri
\$30.7 million

Kansas
\$49.1 million

Nebraska
\$17.1 million

2,396

Deployed Personnel

DoD

0

Title 32 National Guard activated


2,236

FEMA

153

HHS

7



1

Alternate Care Facilities

118

Hospital Beds

Critical Supplies Delivered

347,965



face shields

1.9 million



surgical masks

169,841



coveralls

3.8 million



gloves

9.4 million



cloth masks

1.6 million



N95 respirators

248,758



gowns

5



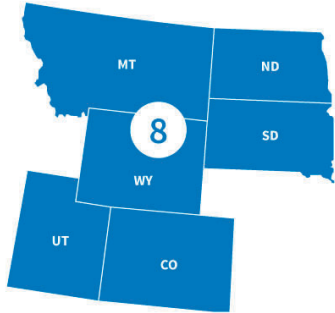
ventilators

Numbers as of 6/05/2020



COVID-19 By the Numbers

FEMA Region 8



Funding

Emergency protective measures

Colorado
\$229.5 million

South Dakota
\$10.4 million

Montana
\$12.7 million

Utah
\$3.8 million

North Dakota
\$12.3 million

Wyoming
\$60,189

721

Deployed Personnel

DoD

0

Title 32 National Guard activated


609

FEMA

107

HHS

5



4

Alternate Care Facilities

1,785

Hospital Beds

Critical Supplies Delivered

389,760



face shields

1.7 million



surgical masks

43,034



coveralls

2.1 million



gloves

6.0 million



cloth masks

1.8 million



N95 respirators

280,817



gowns

100



ventilators


Numbers as of 6/05/2020



FEMA

COVID-19 By the Numbers

FEMA Region 9



Funding

Emergency protective measures

Arizona
\$34.0 million

California
\$1.0 billion

Hawaii
\$39.8 million

Nevada
\$37.2 million

American Samoa
\$1.2 million

CNMI
\$5.3 million

Guam
\$11.1 million

4,446

Deployed Personnel

DoD

0

Title 32 National Guard activated


4,041

FEMA

276

HHS

129



22

Alternate Care Facilities

2,760

Hospital Beds

Critical Supplies Delivered

724,919



face shields

5.2 million



surgical masks

55,494



coveralls

2.9 million



gloves

16.7 million



cloth masks

4.4 million



N95 respirators

593,189



gowns

561



ventilators


Numbers as of 6/05/2020



FEMA

COVID-19 By the Numbers

FEMA Region 10



Funding

Emergency protective measures

Alaska
\$6.2 million

Idaho
\$1.3 million

Oregon
\$55.6 million

Washington
\$108.0 million

1,352

Deployed Personnel

DoD

0

Title 32 National Guard activated


1,149

FEMA

199

HHS

4



2

Alternate Care Facilities

93

Hospital Beds

Critical Supplies Delivered

371,336



face shields

1.7 million



surgical masks

34,816



coveralls

2.1 million



gloves

4.5 million



cloth masks

2.3 million



N95 respirators

384,507



gowns

780



ventilators

Numbers as of 6/05/2020



FEMA