



# SC Association of Counties

*Maximizing Broadband Resources and Deployment in SC*

South Carolina Office of Regulatory Staff | August 3, 2022

# **Last Mile Grant Pilot Program**

- 1) Direct Support for “I Need Internet” Survey Respondents**
- 2) Targeting “Donut Holes” in Served Census Blocks**
- 3) Applications Opened April 20 / Closed May 6**
- 4) Awarded ~\$1.3M, to connect 569 Residential Homes**
- 5) Six Internet Service Providers**
  - CarolinaConnect**
  - Charter**
  - Comporium**
  - Horry Telephone Cooperative**
  - TruVista**
  - WC Fiber**
- 6) Construction Complete By Dec. 31, 2022**

# Starlink Pilot Program



- 1) Collaboration w SCDOE
- 2) 20 Student/Staff Homes
- 3) 7 School Districts
  - Allendale
  - Bamberg
  - Barnwell
  - Clarendon
  - Greenville
  - Hampton
  - Williamsburg
- 4) Statistics
  - 120.5/10.0 Mbps Avg Down/Up
  - 53.5ms Avg Ping
  - 21.1ms Avg Jitter
- 5) All Live on 6/29/22

# AMERICAN RESCUE PLAN ACT

H. 4408 \$400 Million for SC Broadband Infrastructure

Enacted  
May 13, 2022

State Fiscal  
Recovery Fund

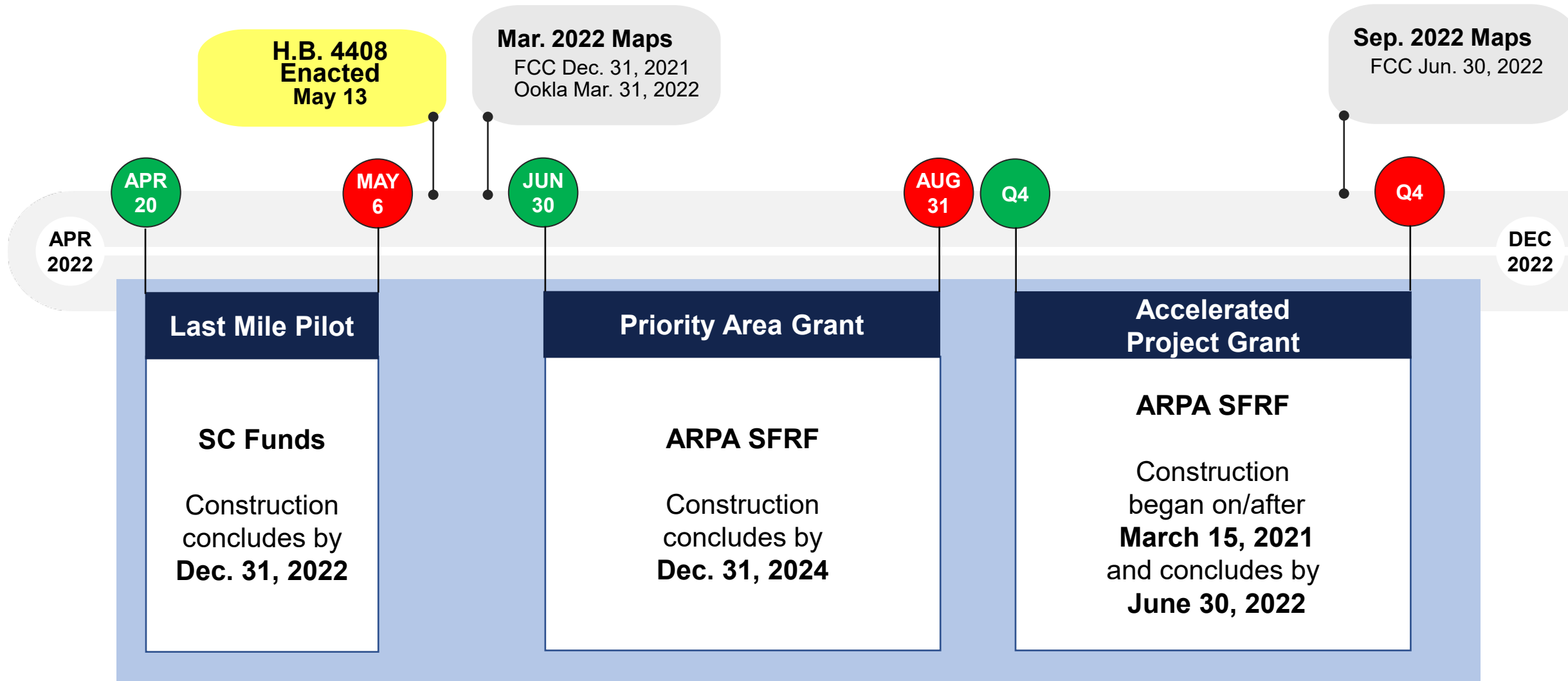
- \$214.2 Million

Capital  
Projects Fund

- \$185.8 Million

The funds in the ARPA Broadband Account shall be used to expand broadband infrastructure to households, businesses, and communities in the State that are unserved or underserved by broadband services.

# 2022 SC BROADBAND GRANT PROGRAMS



\* All dates are pending approval and are subject to change without notice.

# What are Priority Areas?

## Unserved 2020 Census Blocks with:

### 1) More than 20 public K-12 student households; **or,**

- ✓ Broadband maps include data from 785,000 public school students that was provided by SC Department of Education

### 2) Difficult Development Areas as identified by US Housing and Urban Development (HUD); **or,**

- ✓ Defined geographies that are updated annually by HUD and are the basis for deploying Community Development Block Grants (CDBG) in the United States.

### 3) No Internet Service Provider

- ✓ FCC Form 477 data shows null value for ISP as of Dec. 31, 2021.

*Source: H.4408, Section 9: Priority must be given to unserved areas with no current Internet Service Provider, Difficult Development Areas as identified by U.S. Housing and Urban Development, and census blocks that have a high concentration of unserved public K-12 student households as documented by the South Carolina Department of Education.*

# How much will ORS invest in Priority Areas?

Depending on the number of qualified applications, ORS may award approximately \$180,000,000 of the allocated ARPA funds.

## What are the match requirements?

**Applicant May Define Their  
Own Match For Priority Areas!**



# Eligible Applicants

**Must be Internet Service Providers (ISPs) that:**

- Offer **residential service** and have previously filed **FCC Form 477**
- Provide an **affordable high-speed Internet plan** (w/o income requirements)
- Participate in the FCC's **Affordable Connectivity Plan (ACP)**

# Eligible Projects

**Must:**

- Contain **at least one high priority census block** of **K-12 students**
- **Serve 80%** of housing units in project area census blocks upon completion
- Utilize technology that **meets or exceeds 100/100** or provide documentation of scalability from 100/20.
- Must **not overbuild** existing 25/3 networks.



# Scoring Criteria

1. High Priority Area (30%-35%!)
2. Total Number of Housing Units Served (20%)
3. Availability – Broadband Infrastructure (15%)
4. Geography (10%)
5. Average Cost Per Structure (10%)
6. **Collaboration/Adoption/Community Assistance (10%)**
7. Broadband Service Provider Experience (5%)

*All eligible applications will be reviewed and scored; however, ORS reserves the right to award grants that are in the public interest and accelerate internet deployment.*

# Priority Grant Program Dates

Event	Date
Eligibility Map Published on the ORS Website <i>Challenge period to eligibility map opens</i>	6/20/2022
Application Period Opens <i>Challenge period to eligibility map closes</i>	6/30/2022
Map Challenge accepted and posted to ORS Website	7/15/2022
Application Period Closes	8/31/2022
Submitted Applications Posted on the ORS Website / Comment Period Opens	9/6/2022
Comment Period Closes	10/3/2022
Application Review / Selection	11/1/2022
Funding Agreements Sent to the Companies	11/14/2022
Funding Agreements Returned to the ORS	12/22/2022
Notices to Proceed Issued	12/30/2022
Quarterly Progress Report Due	4/17/2023 - 10/14/2024
Project Completion	12/31/2024
Final Reporting Due	1/30/2025

*\* All dates are pending approval and are subject to change without notice.*

**SC Digital Drive Refresh**  
**[www.scdigitaldrive.org](http://www.scdigitaldrive.org)**

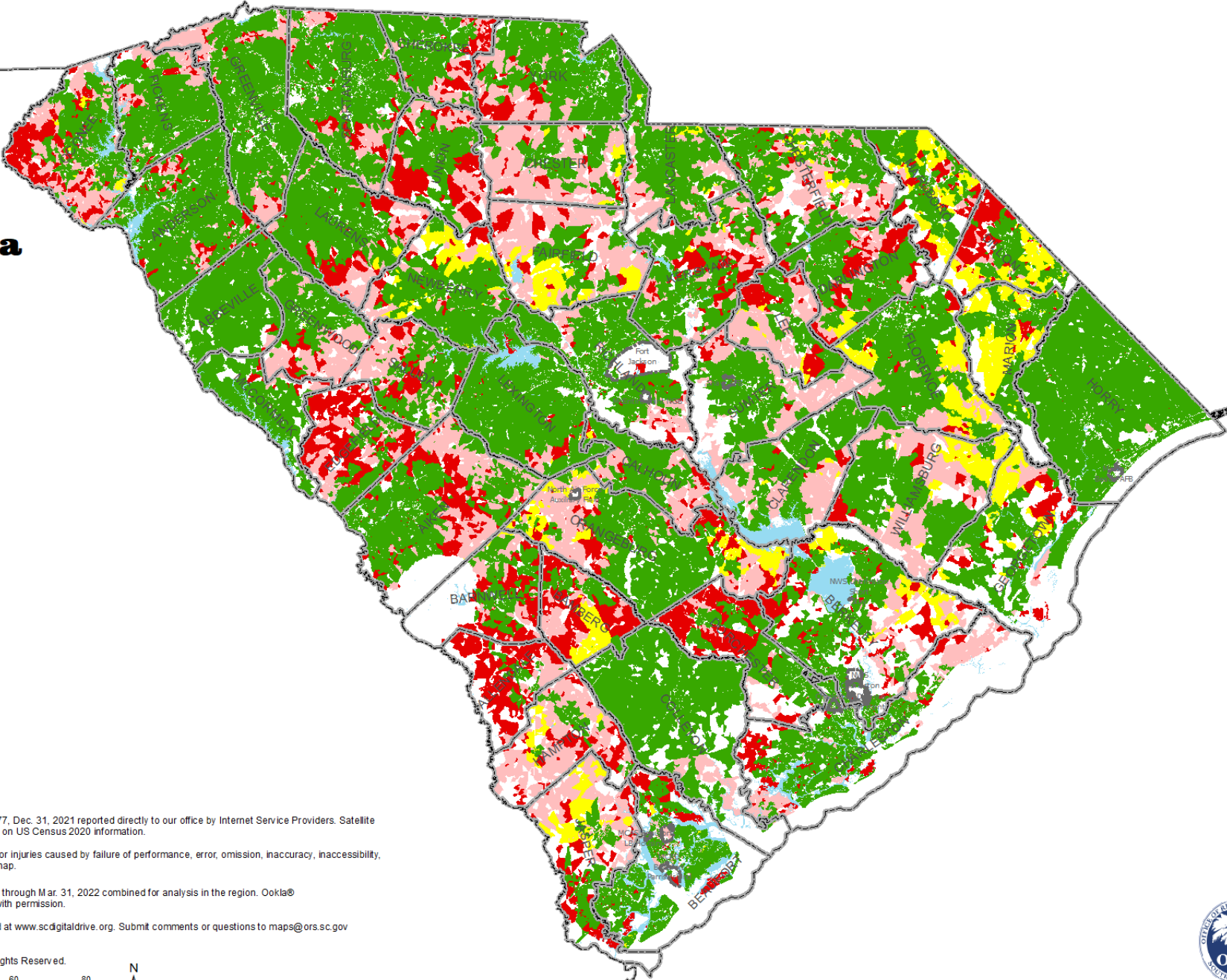
# South Carolina

## Eligibility

March 31, 2022

Eligibility Status

- Served
- UnServed Priority Area
- UnServed
- Funded



Data Sources: Based on SC Broadband Office analysis of FCC Form 477, Dec. 31, 2021 reported directly to our office by Internet Service Providers. Satellite and mobile broadband services are excluded. Demographic data based on US Census 2020 information.

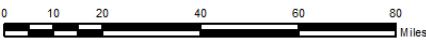
The SC Broadband Office is neither responsible nor liable for damages or injuries caused by failure of performance, error, omission, inaccuracy, inaccessibility, incompleteness or any other errors in information or formatting on this map.



Speedtest Intelligence® data from Jan. 1, 2019 through Mar. 31, 2022 combined for analysis in the region. Ookla® trademarks used under license and reprinted with permission.

Additional broadband information may be found at [www.scdigitaldrive.org](http://www.scdigitaldrive.org). Submit comments or questions to [maps@ors.sc.gov](mailto:maps@ors.sc.gov)

© Copyright 2022 SC Broadband Office  
South Carolina Office of Regulatory Staff. All Rights Reserved.



**BROADBAND  
OFFICE**

# Map Challenges

**For documenting map errors in unserved census blocks due to:**

- Map errors or work completed between 12/31/21 and 6/30/22.
- Challenges must be submitted by June 30, 2022, accepted challenges will be posted by July 15, 2022
- FCC Form 477 June 30, 2022 (due Sep. 1, 2022), submissions will be used to audit map challenges.

# Funded Project Register

**For documenting future projects that are fully funded due to:**

- Private Funding
- FCC Rural Digital Opportunity Fund (RDOF)
- USDA ReConnect
- ARPA Local Fiscal Recovery Funds (LFRF, County/Municipal)
- Only for construction that will finish between **July 1, 2022**, and **June 30, 2023**
- FPR submissions due by **August 1, 2022**

**These tools help to  
avoid duplication of  
facilities!**

South Carolina

Statewide

Statistics

March 31, 2022



**Population**  
Population estimates are calculated by multiplying Census 2020 housing unit data times an approximate residents per housing unit.

**Public K-12**  
K-12 student data reflects the subset of public school students which have been geocoded as of March 31, 2022. Student data was provided by the SC Department of Education.

**Housing Units**  
A housing unit is a house, an apartment, a mobile home, a group of rooms, or a single room that is occupied (or if vacant, is intended for occupancy) as separate living quarters. Separate living quarters are those in which the occupants live and eat separately from any other persons in the building and which have direct access from the outside of the building or through a common hall. US Census 2020 housing unit data is utilized in all calculations.

**Qualified HU**  
Qualified Housing Units (HU) are located within Difficult Development Areas (Qualified Census Tracts) as determined by US Housing and Urban Development utilizing Census 2010 format. Census 2020 translation was done by the SC Broadband Office.

**ACP**  
The Affordable Connectivity Program is an FCC benefit program that helps ensure that households can afford the broadband they need for work, school, healthcare and more.

Data Sources: Based on SC Broadband Office analysis of FCC Form 477, Dec. 31, 2021 reported directly to our office by Internet Service Providers. Satellite and mobile broadband services are excluded. Demographic data based on US Census 2020 information. ACP data reported by the Universal Service Administrative Company through March 31, 2022.

The SC Broadband Office is neither responsible nor liable for damages or injuries caused by failure of performance, error, omission, inaccuracy, inaccessibility, incompleteness or any other errors in information or formatting on this map.

Additional broadband information may be found at [www.scdigitaldrive.org](http://www.scdigitaldrive.org).  
Submit comments or questions to [maps@ors.sc.gov](mailto:maps@ors.sc.gov)

US Census	Population		Housing Units	
2010	4,625,364		2,137,683	
2020	5,118,425	10.7%	2,344,963	9.7%
March 31, 2022	5,119,045	10.7%	2,346,388	9.8%

CURRENT	Current Below 25↓ Mbps Download / 3↑ Mbps Upload							
March 31, 2022	Population		Public K-12		Housing Units		Qualified HU	
	388,629	7.6%	50,167	7.1%	181,715	7.7%	23,813	13.1%

ACCESS							
Fiber		Cable		Copper			
892,935	38.1%	2,022,211	86.2%	1,911,509	81.5%		

ADOPTION							
Fiber		Cable		Copper			
336,939	14.4%	1,203,234	51.3%	300,184	12.8%		

ACP Enrollment							
Subscribers		Service		Device		Devices	
205,051	8.7%	\$4,603,516		\$240,383		2,408	

FUNDED PROJECTS	Projected Investment Impact							
	Population		Public K-12		Housing Units		Qualified HU	
Federal Funding	20,435		2,632		9,766		946	
State Funding	31,006		3,494		14,846		2,351	
Total	51,441		6,126		24,612		3,297	

FUTURE	Remaining Below 25↓ Mbps Download / 3↑ Mbps Upload							
January 1, 2023	Population		Public K-12		Housing Units		Qualified HU	
	337,188	6.6%	44,041		157,103	6.7%	20,516	





# SOUTH CAROLINA DIGITAL DRIVE

Tools and resources to inform consumers and stakeholders

Don't have access to internet? Take the [Need Internet](#) survey

Search for maps by county and type

Current Total Housing Units

With At Least

25↓ Mbps / 3↑ Mbps Service

2,164,673\*

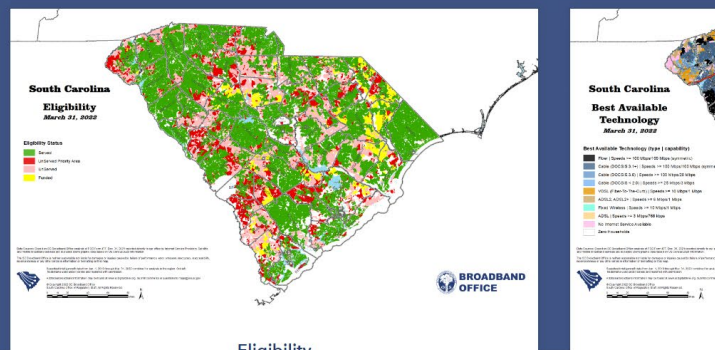
Current Total Housing

Without

25↓ Mbps / 3↑ Mbps S

181,715\*

Explore  
Maps



## SC Broadband County Dashboard March 2022

Private Member  
Private Organization

### Summary

The Dashboard allows users to view general broadband statistics at the SC county level. Much of the data reflected in the Dashboard is based on Federal Communication Commission data submissions. The Dashboard uses data from Internet Service Providers (ISPs). Dashboard data is updated periodically - At a minimum 2 times per year. For questions about the Dashboard data, please contact the Broadband Office via [mapping@ors.sc.gov](mailto:mapping@ors.sc.gov)

Read More

View Full Details

### Details

Dashboard  
Dashboard

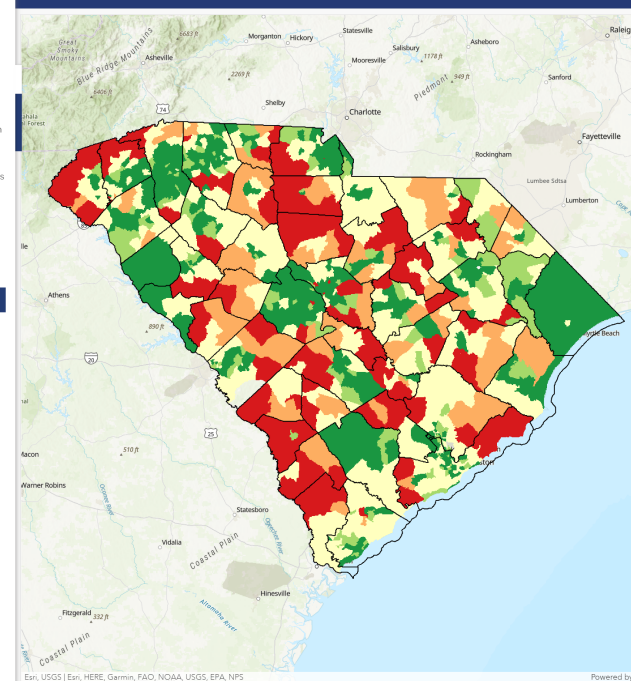
June 17, 2022  
Date Updated

June 15, 2022  
Published Date

Public  
Anyone can see this content

No License Provided  
Request permission to use

## SC Broadband Dashboard March 2022 Data



Percent of Housing Units in a  
Census Tract 03/2022  
Meet (25mbps / 3mbps)  
Meet (25mbps / 3mbps)  
Green: > 99.01% - 100%  
Yellow: > 97.01% - 99.00%  
Orange: > 75.01% - 97.00%  
Red: 0% - 60.00%

Percent of Residential Addresses Served  
by Fiber  
in Statewide  
40% 60%  
20% 80%  
0% 100%  
39.26%

Percent of Residential Addresses Served  
by Cable  
in Statewide  
40% 60%  
20% 80%  
0% 100%  
54.09%

Estimated number K-12 Students  
44,041  
That do not have at least 25 Mbps / 3 Mbps broadband

Total number of Funded Households  
56,218

Total number of Unserved Households  
181,715  
That DON'T meet 25 Mbps / 3 Mbps

Total number of Served Households  
2,164,673  
That meet the Min 25 Mbps / 3 Mbps

Percent of Residential Addresses Served  
by Copper  
in Statewide  
40% 60%  
20% 80%  
0% 100%  
4.22%

\*Note copper technology is considered  
Unserved

Percent of Residential Addresses Unserved  
in Statewide  
40% 60%  
20% 80%  
0% 100%  
7.74%



# Locating Documents

The image shows a screenshot of the Office of Regulatory Services (ORS) website for South Carolina. The top navigation bar includes links for About ORS, Consumers, Regulated Utilities, Safety, Broadband, News, and Contact ORS. A search bar labeled 'Search ORS' is located in the top right corner. Below the navigation bar, the 'Broadband Office' section is visible, with a sub-menu for 'Investments' highlighted by a yellow circle. Within the 'Investments' menu, 'Broadband Grant Notifications' and 'State Investment Programs' are listed, with the latter highlighted by a green circle. A green line points from the 'Pathway for Grant Docs' callout to the 'State Investment Programs' link. Another callout, 'Sign up for all notifications!', points to the 'Broadband Grant Notifications' link. Below the navigation bar, the 'State Investment Programs' page is displayed, featuring a breadcrumb trail: Home » Broadband » Investments » State Investment Programs. The page title is 'State Investment Programs'. The main content area is titled 'American Rescue Plan Act - State and Local Fiscal Recovery Funds' and contains text about the funding allocation and grant processes. Links for 'Learn more', 'Total Broadband Funding by Company and County (PDF)', and 'Broadband Infrastructure Funding in South Carolina - October 2021 Update (PDF)' are provided.

Search ORS

Sign up for all notifications!

Pathway for Grant Docs

**Broadband Office**

- State Broadband Plan
- Broadband Community Champion Program

**Investments**

- Broadband Grant Notifications
- State Investment Programs

**Mapping and Data**

- SC Digital Drive
- Data Request to Providers
- I Need Internet Survey

Search ORS

About ORS Consumers Regulated Utilities Safety Broadband News Contact ORS

Home » Broadband » Investments » State Investment Programs

## State Investment Programs

### American Rescue Plan Act - State and Local Fiscal Recovery Funds

On May 13, 2022, Governor Henry McMaster signed [H.4408](#), which includes an allocation of \$400 million to the Office of Regulatory Staff – South Carolina Broadband Office for the purpose of deploying broadband infrastructure. All American Rescue Plan Act (ARPA) funds must be awarded through competitive grant processes, and the Broadband Office is working quickly to announce the first program in June/July of 2022.

[Learn more](#)

[Total Broadband Funding by Company and County \(PDF\)](#)

[Broadband Infrastructure Funding in South Carolina - October 2021 Update \(PDF\)](#)

# INFRASTRUCTURE ACT\* CREATES ~\$65B IN BROADBAND FUNDING

**NTIA will administer ~\$48B of this new funding**

BEAD	DIGITAL EQUITY	TRIBAL	MIDDLE MILE
<b>\$42.45B</b>	<b>\$2.75B</b>	<b>\$2.00B</b>	<b>\$1.00B</b>
<b><i>Title I - Broadband Equity, Access &amp; Deployment Program</i></b>	<b><i>Title III – Digital Equity Act</i></b>	<b><i>Title II - Tribal Connectivity Technical Amendments</i></b>	<b><i>Title IV - Enabling Middle Mile Broadband Infrastructure</i></b>
Formula-based grant program for U.S. states and territories. BEAD aims to close the access gap for unserved & underserved areas of the country.	Three programs, established for planning & implementation of programs that promote digital equity, support digital inclusion activities, and build capacity related to the adoption of broadband.	Furtheres current Tribal Broadband Connectivity Program by investing an additional \$2B to fund broadband adoption and infrastructure projects.	Provides funding to extend middle mile capacity to reduce cost of serving unserved and underserved areas and enhance network resilience.

**FCC to administer  
~\$14B**

**\$14.2B**

*For Affordable Connectivity Program, which will replace the EBB program*

**USDA to administer \$2B**

**\$2.0B**

*Via the Rural Utilities Service*

**Private Activity Bonds**

**\$600M**

**\$600M**

*Authorizes State/local gov'ts to use private activity bonds for rural broadband*

*\* Infrastructure Investment and Jobs Act, Division F, Pub. L. 117-58 (Nov. 15, 2021)*

*Note: funding amounts inclusive of all administrative set-asides.*



# Questions ?

**Nanette Edwards**

Executive Director  
South Carolina Office of Regulatory Staff

*NEdwards@ORS.SC.GOV*



**BROADBAND  
OFFICE**

